

If you have any questions, please contact me at [jamie@teachmommyteach.com](mailto:jamie@teachmommyteach.com)

Thank you for downloading!

You May:

- use these resources in your own home or classroom for non-commercial use.
- print as many copies as you would like.
- share the website link, <https://teachmommyteach.com/>, where this printable can be found, so that others can download the file.

You May NOT:

- sell, give away, or share a printed copy. Each person should download separately and print.
- print out a copy for multiple teachers, as in an entire school, co-op, or other group. Each teacher should download separately and print.
- link directly to the pdf. Instead, link to the page on <https://teachmommyteach.com/> or <https://teacherspayteacher.com/> where you found the download.
- claim this or any part of this printable as your own.
- alter this printable and claim it as your own.
- host any of the files on your personal or other websites that can be shared with others.
- Upload this resource to any file sharing sites

Credits!! Thank you Speaking of Images and Open Clipart!



<https://www.teacherspayteachers.com/Store/Speaking-Of-Images>



<https://openclipart.org/>

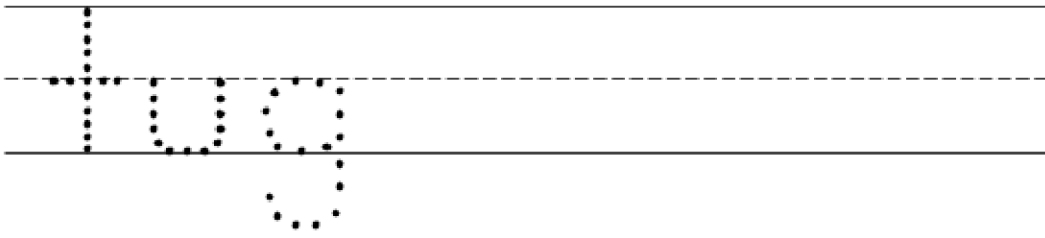
# First Stories Book 5: Dot and Mag

## Pre-Reading Worksheets

Your child will practice *CVC* words.

Name: \_\_\_\_\_

Read the word. Trace the word. Write the word. Draw a picture of the word.


--

Cut out the letters below. Unscramble the letters to create a word for each picture. Glue the words in the blank boxes.



--	--	--

a	p	c
---	---	---



--	--	--

r	u	n
---	---	---

Name: \_\_\_\_\_

Read the two words below. Cut out the graphemes (letters) below. Then match the graphemes (letters) to the pictures of the mouths saying the words, and glue. Write the words on the handwriting lines.




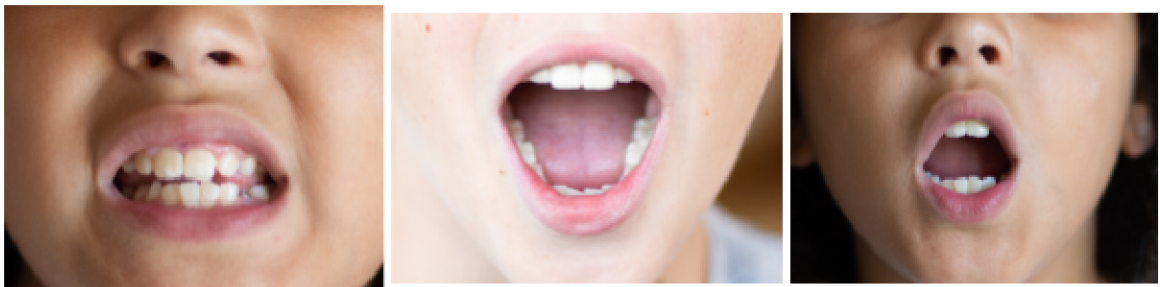
r	u	n	d	o	g
---	---	---	---	---	---



\_\_\_\_\_

-----

\_\_\_\_\_



\_\_\_\_\_

-----

\_\_\_\_\_

Name: \_\_\_\_\_

Finish writing each word. As you go down the list, each word will only change 1 letter. The first box has been completed for you as an example.

run

ru g

rag

dog

do \_\_\_\_\_

bot

mug

\_\_\_\_ug

tag

cat

ca \_\_\_\_\_

rap

# First Stories Book 5: Dot and Mag

## Extra Practice Post-Reading Worksheets


Name: \_\_\_\_\_

Read the following short story. Draw a picture in the box to illustrate the story.

The dog had a cap. The cat did not. The mad cat hid the cap. Sad dog.



The cap is in the box! The dog tugs the cap. The dog can get the cap! The dog is not sad!



# First Stories Book 5: Dot and Mag **Answers** Pre-Reading Worksheets

Your child will practice *CVC* words.



# Answers

Name: \_\_\_\_\_

Read the word. Trace the word. Write the word. Draw a picture of the word.

Cut out the letters below. Unscramble the letters to create a word for each picture. Glue the words in the blank boxes.



c	a	p
---	---	---

r	u	n
---	---	---

a	p	c
---	---	---

r	u	n
---	---	---

Name: **Answers**

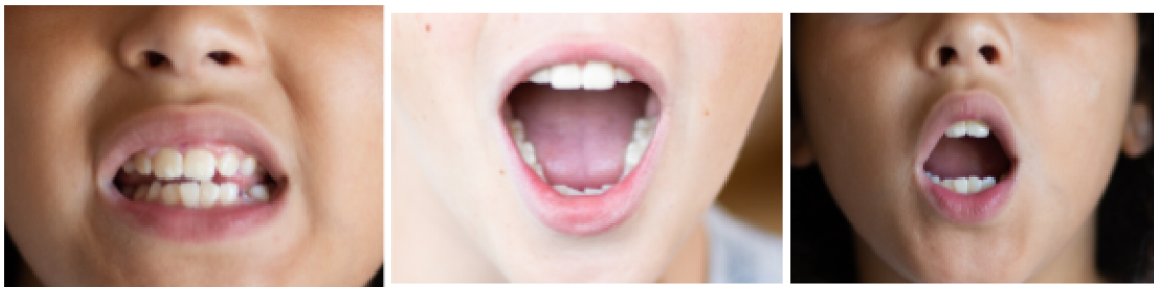
Read the two words below. Cut out the graphemes (letters) below. Then match the graphemes (letters) to the pictures of the mouths saying the words, and glue. Write the words on the handwriting lines.

r u n      d o g



r      u      n

run



d      o      g

dog

Name: Answers

Finish writing each word. As you go down the list, each word will only change 1 letter. The first box has been completed for you as an example.

run

ru g

rag

dog

do t

bot

mug

tug

tag

cat

ca p

rap


First Stories Book 5:  
Dot and Mag  
**Answers**  
Extra Practice  
Post-Reading Worksheets

# Answers

Name: \_\_\_\_\_

Read the following short story. Draw a picture in the box to illustrate the story.

The dog had a cap. The cat did not. The mad cat hid the cap. Sad dog.



The cap is in the box! The dog tugs the cap. The dog can get the cap! The dog is not sad!

